



## PRO Series

Piston  
compressor range



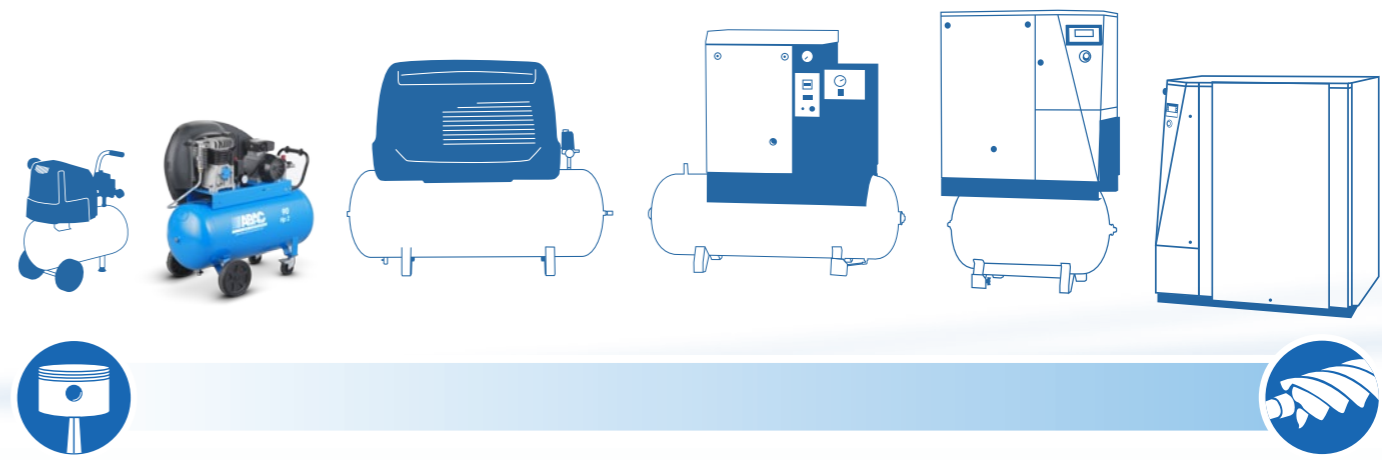
Compressed air at your service

# Join the ABAC advantage

Since 1980, ABAC offers the right mix of flexibility and experience for the industrial, professional and DIY compressed air markets. From state-of-the-art production facilities straight to your business via thousands of distributors in more than 100 countries worldwide, ABAC provides you with plug & play air solutions with a quality label. We deliver trouble free workmates, both piston as well as screw compressors, that are always available and ready to use.



### Join thousands of convinced customers operating millions of ABAC compressors worldwide.



You can count on quality products designed with the customer in mind whenever you choose an ABAC piston compressor:

- Plug and play air solutions
- Always available and ready to use
- First class usability
- High-end durability and performance

# Table of contents

## The ABAC benefits

Join the ABAC advantage	2
Legend	4
Our offer, your value	4

## The ABAC PRO series



Why ABAC PRO?	6
Oilless direct driven compressors	8
Lubricated direct driven compressors	10
One stage compressors	16
Two stage compressors	20
Special configurations	24

## Legend

### Applications

Washing	Nailing & stapling	Orbital sanding
Professional washing	Ratchet wrenching	Professional orbital sanding
Air/water spraying	Impact wrenching	Rotorbital sanding
Air/water professional spraying	Light hammering	Rotorbital polishing
Inflating	Hammering	Hobby painting
Blowing	Screwing	Painting
Professional blowing	Professional screwing	Professional gravity painting
Airbrushing	Professional grinding	Sandblasting

### Technical table symbols

Tank size in litres
Pump air displacement
Motor
Voltage
Pressure in bar
Sound power level in dB(A)
Dimensions in mm
Weight in kg

# ABAC PRO Series

**For advanced user-friendliness and maximum performance and comfort.**

These ranges suit all possible professional applications, starting with direct driven compressors going up to two stage units with tankmounted dryers.

Key Benefits:

- Advanced user-friendliness
- Maximum comfort
- Increased performance
- Ultimate durability and efficiency

**SILENT Series**  
improved noise reduction

**PRO Series**

**LINE Series**  
standard quality comfort  
easy reliability

### Direct Driven

Occasional (plus) use  
1,5 - 3 hp  
130 - 310 l/min



### One Stage

Intermittent use  
2 - 4 hp  
250 - 490 l/min



### Two Stage

Frequent use  
4 - 20 hp  
500 - 2800 l/min



Frequency of use & Type of application



Comfort level



# ABAC PRO series: range benefits

Direct drive



One stage belt drive



Easy to use



Stable yet easy to move around



Safe and protected




User-friendliness through design



Innovative design



Solid, stable and easy to operate



Slow speed, reliable performance



Standard aftercooler to decrease temperatures



# O20P Range

## Oilless direct driven compressor

High performance and oilless, the O20P range combines more power with more features.

The powerful oilless direct driven compressors are a good match for more intensive DIY and semi-professional applications. The focus has been put on user-friendly designs and reliable, strong yet easy to move configurations.

### Applications



### Safety

No oil spillage

### Comfort

rubber grip for more control

### User-friendly

reliable and easy to operate on/off

### Maneuverability

big wheels to move fluently

## POLE POSITION O20P

2 hp, 24 litres, oilless



## START O20P

2 hp, 6 litre, oilless



## MONTECARLO O20P

2 hp, 50 litre, oilless



Strong and easy handling



safe transportation: no oil spillage



Big and inclined pressure gauges for easy reading



safe and strong cover



Model	Partnumber	L	l/min	CFM	HP	kW	rpm	Volt	Bar	dB(A)	L x W xH (mm)	Kg
START O20P	4116023460	6	230	8,1	2	1,5	2850	230/1/50	8	95	535 x 215 x 535	15,9
POLE POSITION O20P	4116023461	24	230	8,1	2	1,5	2850	230/1/50	8	95	570 x 250 x 590	24,5
MONTECARLO O20P	4116023462	50	230	8,1	2	1,5	2850	230/1/50	8	95	770 x 310 x 645	30,5



# L20P - L30P Range

## Oil lubricated direct driven compressor

**Professional and compact performance with extra user-friendly benefits.**

This range of compressors has robust and strong direct driven pumps for more intensive use, and they have extra benefits to improve the user comfort. Typical applications include inflating, blowing, nailing and washing.

### Applications



### Reliability

Quick and easy draining

### User-friendliness

Inclined gauges

### Performance:

Large and cooled air flows

### Flexibility

Strong big wheels and bumper



## POLE POSITION L30P

3 hp, 24 litre



Model	Partnumber	L	l/min	CFM	HP	kW	rpm	Volt	Bar	dB(A)	L x W xH (mm)	Kg
POLE POSITION L20P	4116023466	24	240	8,4	2	1,5	2850	230/1/50	10	96	570 x 255 x 590	24,5
MONTECARLO L20P	4116023467	50	240	8,4	2	1,5	2850	230/1/50	10	96	770 x 310 x 645	31
POLE POSITION L30P	4116023468	24	310	10,9	3	2,2	2850	230/1/50	10	97	570 x 255 x 590	33
MONTECARLO L30P	4116023469	50	310	10,9	3	2,2	2850	230/1/50	10	97	770 x 310 x 645	36,5
ESTORIL L30P	4116023470	90	310	10,9	3	2,2	2850	230/1/50	10	97	1060 x 385 x 730	48



## POLE POSITION L20P

2 hp, 24 litre



Big and inclined pressure gauges for easy reading



Stable to move around



## MONTECARLO L30P

3 hp, 50 litre



User-friendly with safe extra grip



High performance pump with aftercooler




# Special configurations

## Oilless and lubricated direct driven compressors

More specific needs require more specific configurations.

This range of configurations has been created for those looking for more protection with roll bars, and more comfort and space saving with vertical handles.

### Applications



## ROLLCAGE L20P

2 hp, 10 litre



Model	Partnumber	L	l/min	CFM	HP	kW	rpm	Volt	Bar	dB(A)	L x W xH (mm)	Kg
START ROLLCAGE O20P	4116023551	6	230	8,1	2	1,5	2850	230/1/50	8	95	455 x 475 x 500	22
SILVERSTONE O20P	4116023552	10	230	8,1	2	1,5	2850	230/1/50	8	95	420 x 360 x 700	22
START ROLLCAGE L20P	4116023553	6	240	8,4	2	1,5	2850	230/1/50	10	96	455 x 475 x 500	22
ROLLCAGE L20P	4116023554	10	240	8,4	2	1,5	2850	230/1/50	10	96	480 x 510 x 550	30
SILVERSTONE L20P	4116023555	10	240	8,4	2	1,5	2850	230/1/50	10	96	420 x 360 x 700	23
ROLLCAGE L30P	4116023556	10	310	10,9	3	2,2	2850	230/1/50	10	97	480 x 510 x 550	31
HOCKENHEIM L30P	4116023557	24	310	10,9	3	2,2	2850	230/1/50	10	97	420 x 640 x 770	28



## HOCKENHEIM L30P

3 hp, 24 litre



Compact with small footprint



SILVERSTONE configuration with 10 litre vessel as alternative



Stability improving and noise reducing dampers



Safe and more comfortable to carry around



## START ROLLCAGE O20P

2 hp, 6 litre, oilless

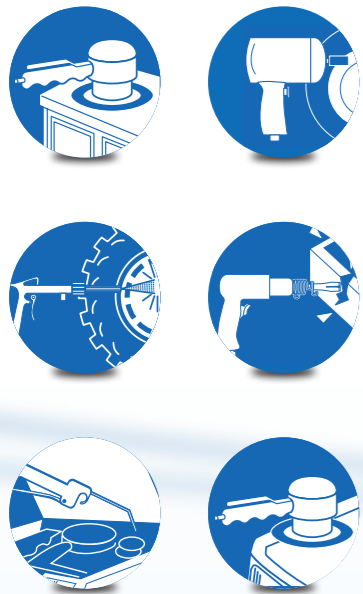


# High performance V range Oil lubricated direct driven compressors

## High performance compressors in the direct driven portfolio.

This compressor range stands for compact performance. The compressors are designed for intensive use and come in special configurations to bring extra user comfort in special circumstances. The twin tank for example brings more stability to move around on difficult terrains.

### Applications



#### User-friendliness

Extra tray to store material and equipment

#### Maneuverability

Extendable handle with extra rubber grip

#### Safety

Rollbar for extra protection

#### Stability

Large inflatable wheels perfect for uneven surfaces



## PRO GV34 11+11 CM3 3 hp, 11+11 litre

Model	Partnumber	L	l/min	CFM	HP	kW	rpm	Volt	Bar	dB(A)	L x W x H (mm)	Kg
GV34 11+11 CM3	4116017014	11+11	340	11,9	3	2,2	1450	230/1/50	10	93	650 x 790 x 670	60
GV34 24 PCM3	4116019329	24	340	11,9	3	2,2	1450	230/1/50	10	93	490 x 645 x 810	48
GV34 50 CM3	4116019275	50	340	11,9	3	2,2	1450	230/1/50	10	93	820 x 410 x 800	54
GV34 50 VM3	4116017008	50	340	11,9	3	2,2	1450	230/1/50	10	93	520 x 520 x 960	50
GV34 100 CM3	4116019298	100	340	11,9	3	2,2	1450	230/1/50	10	93	1000 x 410 x 900	77



## PRO GV34 24 PCM3 3 hp, 24 litre



Double handle providing extra user comfort



Compact and efficient configuration



Long handle for easy moving



## PRO GV34 50 VM3 3 hp, 50 litre



Space saving with small footprint






# A29B PRO Range

## One stage belt driven compressors

The A29B PRO range offers more user friendliness and lower operating temperatures.

This is achieved all thanks to the several special product features focusing on the user comfort. They are a great match for more value seeking customers using their compressor for grinding and small hammering operations, but also ratcheting and wrenching.

### Applications



### Innovative design

Belt guard improving air cooling

### Durability

slow speed pump design reducing temperatures

### Flexibility

dual outlet

### Performance

standard aftercooler

### User friendly

big wheels and lockable pivot wheels

## PRO A29B 90 CM2

2 hp, 90 litre



## PRO A29B 50 CM2

2 hp, 50 litre



## PRO A29B 150 CM2

2 hp, 150 litre



Slow speed, low temperature, low noise



Safe and strong grip to move unit



Large and easy to operate drain valve



Model	Partnumber	L	l/min	CFM	HP	kW	rpm	Volt	Bar	dB(A)	L x W xH (mm)	Kg
PRO A29B 27 CM2	4116024264	27	255	8,9	2	1,5	1075	230/1/50	10	93	810 x 390 x 710	43
PRO A29B 27 CT2	4116024265	27	255	8,9	2	1,5	1075	400/3/50	10	93	810 x 390 x 710	43
PRO A29B 50 CM2	4116024266	50	255	8,9	2	1,5	1075	230/1/50	10	93	870 x 370 x 780	49
PRO A29B 50 CT2	4116024267	50	255	8,9	2	1,5	1075	400/3/50	10	93	870 x 370 x 780	49



Model	Partnumber	L	l/min	CFM	HP	kW	rpm	Volt	Bar	dB(A)	L x W xH (mm)	Kg
PRO A29B 90 CM2	4116024521	90	255	8,9	2	1,5	1075	230/1/50	10	93	1010 x 415 x 900	56
PRO A29B 90 CT2	4116024522	90	255	8,9	2	1,5	1075	400/3/50	10	93	1010 x 415 x 900	56
PRO A29B 150 CM2	4116024536	150	255	8,9	2	1,5	1075	230/1/50	10	93	1375 x 420 x 950	87
PRO A29B 150 CT2	4116024537	150	255	8,9	2	1,5	1075	400/3/50	10	93	1375 x 420 x 950	87



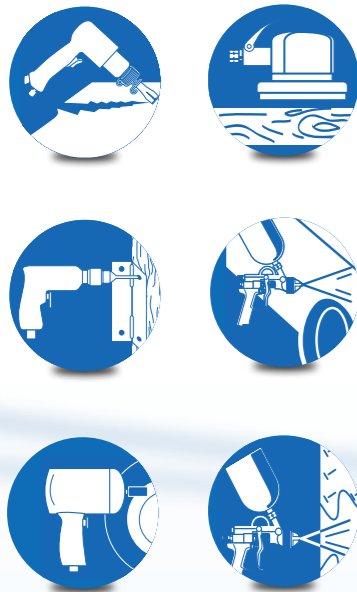
# A39B PRO Range

## One stage belt driven compressors

**Reliable power and performance in combination with user friendly features.**

The PRO A39B range performs more heavy duty tasks but still offers you great flexibility and ease of operation. The features bring extra value to how you can use your compressor for tasks such as sanding, professional painting and hammering.

### Applications



### Performance

Great airflows over the pump thanks to beltguard design

### Reliability

Reduced wear thanks to great cooling

### Safety

Blockable pivot wheels

### Maneuverability

Stronger handles with grip



**PRO A39B 200 CT3**  
3 hp, 200 litre



Model	Partnumber	L	l/min	CFM	HP	kW	rpm	Volt	Bar	dB(A)	L x W xH (mm)	Kg
PRO A39B 90 CM3	4116024523	90	393	13,8	3	2,2	1050	230/1/50	10	93	1180 x 460 x 930	72
PRO A39B 90 CT3	4116024524	90	393	13,8	3	2,2	1050	400/3/50	10	93	1180 x 460 x 930	72
PRO A39B 150 CM3	4116024280	150	393	13,8	3	2,2	1050	230/1/50	10	93	1375 x 420 x 950	87
PRO A39B 150 CT3	4116024281	150	393	13,8	3	2,2	1050	400/3/50	10	93	1375 x 420 x 950	87
PRO A39B 200 CM3	4116024282	200	393	13,8	3	2,2	1050	230/1/50	10	93	1500 x 470 x 1110	91



**PRO A39B 150 CM3**  
3 hp, 150 litre



Slow speed, low temperature, low noise



unique innovative belt guard design to improve cooling



**PRO A39B 270 CT3**  
3 hp, 270 litre



Reliable and easy to use



Model	Partnumber	L	l/min	CFM	HP	kW	rpm	Volt	Bar	dB(A)	L x W xH (mm)	Kg
PRO A39B 200 CT3	4116024283	200	393	13,8	3	2,2	1050	400/3/50	10	93	1500 x 470 x 1110	91
PRO A39B 270 CM3	4116024285	270	393	13,8	3	2,2	1050	230/1/50	10	93	1530 x 595 x 1160	138
PRO A39B 270 CT3	4116024286	270	393	13,8	3	2,2	1050	400/3/50	10	93	1530 x 595 x 1160	138
PRO A39B 200 CT4	4116024166	200	486	17,0	4	3	1300	400/3/50	10	96	1500 x 470 x 1110	91
PRO A39B 270 CT4	4116024287	270	486	17,0	4	3	1300	400/3/50	10	96	1530 x 595 x 1160	138



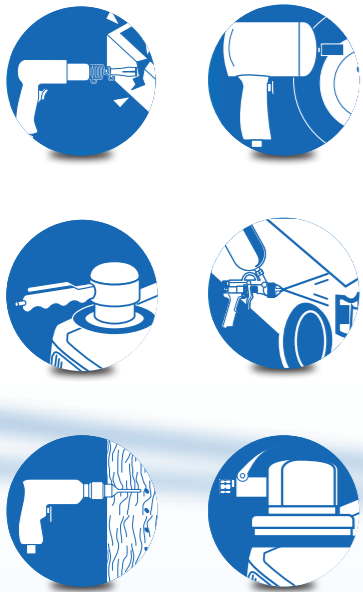
# PRO B4900-7000

## Two stage belt driven compressors

**A double compression providing bigger flows and higher pressure.**

In two stage compressors, the air is compressed two times. The ABAC range has highly reliable components and is seen as proven technology. Furthermore, the durability is combined with the user comfort you can expect from this type of high level performance. As the compressors are providing bigger airflows and they are achieving higher operating pressures, it makes them suitable for most professional and semi-industrial applications such as grinding, wrenching, professional painting, sanding, ....

### Applications



### User friendly

Clear oil level indicators

### Performance

Proven and well established technology

### Durability

Strong components



**PRO B5900B 270 CT5,5**  
5,5 hp, 270 litre



Model	Partnumber	L	l/min	CFM	HP	kW	rpm	Volt	Bar	L x W xH (mm)	Kg
PRO B4900 200 CT4	4116019571	200	514	18,0	4	3	1400	400/3/50	11	1500 x 450 x 960	140
PRO B4900 200 FT4	4116019576	200	514	18,0	4	3	1400	400/3/50	11	1500 x 450 x 960	137
PRO B4900 270 CT4	4116019626	270	514	18,0	4	3	1400	400/3/50	11	1530 x 600 x 1160	147
PRO B4900 270 FT4	4116019632	270	514	18,0	4	3	1400	400/3/50	11	1530 x 600 x 1160	144
PRO B5900B 200 CT5,5	4116019696	200	653	22,9	5,5	4	1400	400/3/50	11	1580 x 580 x 1150	164
PRO B5900B 200 FT5,5	4116019700	200	653	22,9	5,5	4	1400	400/3/50	11	1580 x 580 x 1150	161
PRO B5900B 270 CT5,5	4116019770	270	653	22,9	5,5	4	1400	400/3/50	11	1575 x 680 x 1150	170
PRO B5900B 270 FT5,5	4116019781	270	653	22,9	5,5	4	1400	400/3/50	11	1575 x 680 x 1150	167
PRO B5900B 500 CT5,5	4116019806	500	653	22,9	5,5	4	1400	400/3/50	11	2030 x 670 x 1400	222
PRO B5900B 500 FT5,5	4116019812	500	653	22,9	5,5	4	1400	400/3/50	11	2030 x 670 x 1400	219


CT = including wheels / FT = without wheels



**PRO B4900 200 CT4**  
4 hp, 200 litre




**PRO B6000 500 CT7,5**  
7,5 hp, 500 litre



Model	Partnumber	L	l/min	CFM	HP	kW	rpm	Volt	Bar	L x W xH (mm)	Kg
PRO B6000 270 CT7,5	4116020182	270	827	28,9	7,5	5,5	1400	400/3/50	11	1520 x 600 x 1250	180
PRO B6000 270 FT7,5	4116020190	270	827	28,9	7,5	5,5	1400	400/3/50	11	1520 x 600 x 1250	177
PRO B6000 500 CT7,5	4116020226	500	827	28,9	7,5	5,5	1400	400/3/50	11	2030 x 670 x 1400	263
PRO B6000 500 FT7,5	4116020243	500	827	28,9	7,5	5,5	1400	400/3/50	11	2030 x 670 x 1400	260
PRO B7000 270 CT10	4116020782	270	1210	42,4	10	7,5	1300	400/3/50	11	1520 x 600 x 1250	199
PRO B7000 270 FT10	4116020790	270	1210	42,4	10	7,5	1300	400/3/50	11	1520 x 600 x 1250	196
PRO B7000 500 CT10	4116020835	500	1210	42,4	10	7,5	1300	400/3/50	11	2030 x 670 x 1400	282
PRO B7000 500 FT10	4116020855	500	1210	42,4	10	7,5	1300	400/3/50	11	2030 x 670 x 1400	279
PRO B7000 900 FT10	4116020796	900	1210	42,4	10	7,5	1300	400/3/50	11	2070 x 800 x 1570	337


CT = including wheels / FT = without wheels



Two stage compressor pump with cast iron cylinder for longer life.



Rubber gripped handle with large jockey wheels for easy maneuvering



Finned aftercooler for lower temperature compressed air

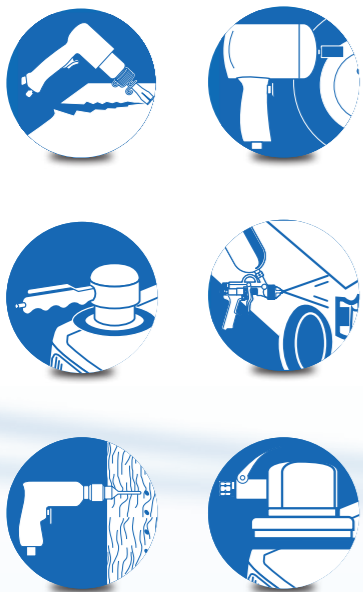


# ABAC PRO slow speed Two stage belt driven compressors

**Standard running 2 stage belt driven compressors running at lower speed.**

Lower speed stands for more user comfort and more durability. The noise levels are lower than on the equivalent standard speed units, and lower temperatures are created. This reduces the wear and increases the reliability. Thanks to these characteristics, these compressors are extremely suitable for more frequent and heavy duty applications in medium and large workshops.

### Applications



#### Extra comfort

Slower speed means lower noise

#### Reliability

Lower speed reduces the wear and increases the lifetime



#### Moveability

Large wheels with brakes on pivot wheels

## PRO B6000 500 CT5,5 5,5hp, 500 litre, slow speed

Model	Partnumber	L	l/min	CFM	HP	kW	rpm	Volt	Bar	L x W xH (mm)	Kg
PRO B6000 270 CT5,5	4116020179	270	660	23,1	5,5	4	1100	400/3/50	11	1520 x 600 x 1250	171
PRO B6000 500 CT5,5	4116020225	500	660	23,1	5,5	4	1100	400/3/50	11	2030 x 670 x 1400	232
PRO B6000 500 FT5,5	4116020242	500	660	23,1	5,5	4	1100	400/3/50	11	2030 x 670 x 1400	229

CT = including wheels / FT = without wheels



strong pump running at lower speed, increasing lifetime



## PRO B7000 500 FT7,5 7,5 hp, 500 litre, slow speed



robust and safe beltguard

Model	Partnumber	L	l/min	CFM	HP	kW	rpm	Volt	Bar	L x W xH (mm)	Kg
PRO B7000 270 CT7,5	4116020778	270	1023	35,8	7,5	5,5	1100	400/3/50	11	1520 x 600 x 1250	194
PRO B7000 270 FT7,5	4116020789	270	1023	35,8	7,5	5,5	1100	400/3/50	11	1520 x 600 x 1250	191
PRO B7000 500 CT7,5	4116020834	500	1023	35,8	7,5	5,5	1100	400/3/50	11	2030 x 670 x 1400	277
PRO B7000 500 FT7,5	4116020852	500	1023	35,8	7,5	5,5	1100	400/3/50	11	2030 x 670 x 1400	274
PRO B7900 500 FT10	4116023545	500	1130	39,6	10	7,5	900	400/3/50	11	2030 x 680 x 1400	295

CT = including wheels / FT = without wheels




# Full feature open Two stage compressors with tankmounted dryer

An all-in-one range of 4 to 10hp professional piston compressors.

These units are perfectly suitable for all professional service and repair installations in applications going from painting and body work to general torquing or wrenching. They can be used where dry air is important, but also by users looking for improved corrosion prevention of their air system and equipment.

### Applications



**User-friendly**  
pre-connected  
dryer

**Reliable**  
proven dryer technology

**Efficient**  
no separate installation

**Comfort**  
Space saving solution



**B4900 270 FT4 FFO**  
4 hp, 270 litre, full feature



**B7000 500 FT10 FFO**  
10 hp, 500 litre, full feature



pre installed and connected




flexibility to bypass dryer



Tankmounted space-saving



Model	Partnumber	L	l/min	CFM	HP	kW	rpm	Volt	Bar	L x W xH (mm)	Kg
B4900 270 FT4 FFO	4116000158	270	514	18,0	4	3	1400	400/3/50	11	1490 x 500 x 1175	174
B5900B 270 FT5,5 FFO	4116000159	270	653	22,9	5,5	4	1400	400/3/50	11	1490 x 500 x 1175	197
B5900B 270 FT5,5 FFO YD	4116000171	270	653	22,9	5,5	4	1400	400/3/50 YD	11	1490 x 500 x 1175	197
B5900B 500 FT5,5 FFO	4116000165	500	653	22,9	5,5	4	1400	400/3/50	11	1894 x 600 x 1280	249
B5900B 500 FT5,5 FFO YD	4116000172	500	653	22,9	5,5	4	1400	400/3/50 YD	11	1894 x 600 x 1280	249
B6000 270 FT7,5 FFO	4116000166	270	827	28,9	7,5	5,5	1400	400/3/50	11	1490 x 500 x 1175	207



Model	Partnumber	L	l/min	CFM	HP	kW	rpm	Volt	Bar	L x W xH (mm)	Kg
B6000 270 FT7,5 FFO YD	4116000173	270	827	28,9	7,5	5,5	1400	400/3/50 YD	11	1490 x 500 x 1175	207
B6000 500 FT7,5 FFO	4116000167	500	827	28,9	7,5	5,5	1400	400/3/50	11	1894 x 600 x 1280	290
B6000 500 FT7,5 FFO YD	4116000174	500	827	28,9	7,5	5,5	1400	400/3/50 YD	11	1894 x 600 x 1280	290
B7000 270 FT10 FFO	4116000168	270	1210	42,4	10	7,5	1300	400/3/50	11	1490 x 500 x 1175	231
B7000 270 FT10 FFO YD	4116000175	270	1210	42,4	10	7,5	1300	400/3/50 YD	11	1490 x 500 x 1175	231
B7000 500 FT10 FFO	4116000169	500	1210	42,4	10	7,5	1300	400/3/50	11	1894 x 600 x 1280	314
B7000 500 FT10 FFO YD	4116000176	500	1210	42,4	10	7,5	1300	400/3/50 YD	11	1894 x 600 x 1280	314



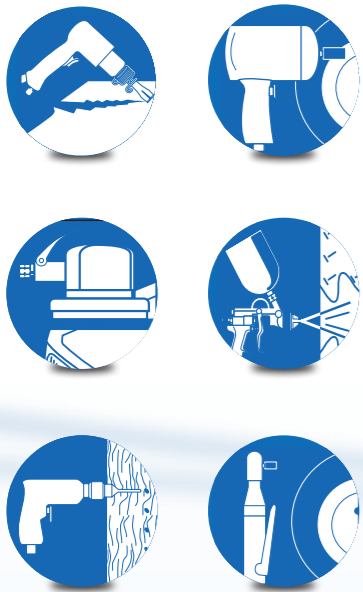
# Vertical PRO

## One and two stage belt driven compressors

Vertical air receiver compressors provide a space saving solution in the workshop.

Space saving is the big advantage for this range of compressors. They come with the well known high performing pumps, but can be installed more easily in to small workshops. A great solution for applications in car and tyre repair.

### Applications



**Performance**  
Two stage high air volume pump


**Durability**  
Strong heavy duty components

**Small footprint**  
Space saving

**PRO B5900B 270 VT5.5**  
5,5 hp, 270 litre, vertical



Model	Partnumber	L	l/min	CFM	HP	kW	rpm	Volt	Bar	L x W xH (mm)	Kg
PRO A39B 150 VM3	4116024163	150	393	13,8	3	2,2	1050	230/1/50	10	850 x 970 x 1950	160
PRO A39B 150 VT3	4116024162	150	393	13,8	3	2,2	1050	400/3/50	10	850 x 970 x 1950	160
PRO B4900 150 VT4	4116024560	150	514	18,0	4	3	1400	400/3/50	11	850 x 970 x 1950	180
PRO B4900 200 VT4	4116024561	200	514	18,0	4	3	1400	400/3/50	11	850 x 970 x 2050	185
PRO B5900B 200 VT5,5	4116024563	200	653	22,9	5,5	4	1400	400/3/50	11	850 x 970 x 2050	205
PRO B5900B 270 VT5,5	4116017006	270	653	22,9	5,5	4	1400	400/3/50	11	850 x 970 x 2100	210
PRO B6000 270 VT7,5	4116017001	270	827	28,9	7,5	5,5	1400	400/3/50	11	850 x 970 x 2100	242
PRO B7000 270 VT10	4116017002	270	1210	42,4	10	7,5	1300	400/3/50	11	850 x 970 x 2100	261



slow speed, low noise

**PRO A39B 150 VM3**  
3 hp, 150 litre, vertical



optimal cooling for increased reliability



Minimal footprint

**PRO B7000 270 VT10**  
10 hp, 270 litre, vertical



Large condensate drain




## PRO high flow BV Two stage belt driven compressors

### High performance four cylinder V pump power.

This extremely powerful compressor has been created for the biggest air demands. Both 15 and 20 hp variants have strong metal beltguards, and all pump components are selected with the greatest care for optimal performance.

#### Applications




#### Complete

Electrical control panel with star delta starter as standard

#### Robust and reliable

Heavy duty two stage, four cylinder pumps



#### Performance

Big air receiver for big compressed air volume/flow

## PRO BV8900 900 FT20 20 hp, 900 litre

Model	Partnumber	L	l/min	CFM	HP	kW	rpm	Volt	Bar	L x W xH (mm)	Kg
PRO BV8900 900 FT15 YD	4116023343	900	2016	70,6	15	11	800	400/3/50	11	2430 x 930 x 1170	535
PRO BV8900 900 FT20 YD	4116021614	900	2400	84,0	20	15	950	400/3/50	11	2430 x 930 x 1170	584

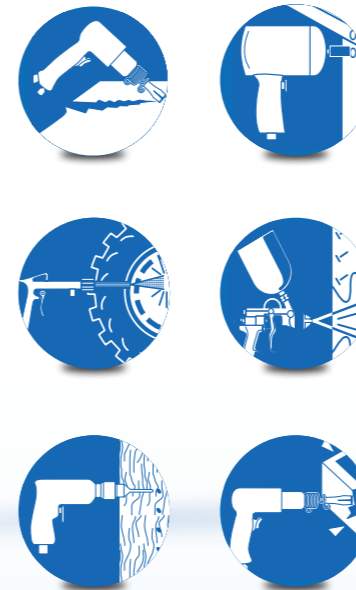


## PRO high flow TANDEM Two stage twin pump belt driven compressors

### Never without compressed air.

The tandem ranges allows users to have a modular solution but starting one or both pumps. This gives you more flexibility in case of a fluctuating demand, or it can be seen as a back up solution when maintenance is required on either one of the two pumps.

#### Applications



#### Flexibility

Double pump

#### Performance

Proven and well established technology



#### Durability

Strong components

## PRO B6000 500 T7.5 7,5+7,5 hp, 500 litre, tandem

Model	Partnumber	L	l/min	CFM	HP	kW	rpm	Volt	Bar	L x W xH (mm)	Kg
PRO B4900 500 T4	4116019643	500	1028	36,0	4+4	3+3	1400	400/3/50	11	2030 x 670 x 1300	304
PRO B5900 500 T5,5	4116019884	500	1306	45,7	5,5+5,5	4+4	1400	400/3/50	11	2030 x 670 x 1400	323
PRO B6000 500 T5,5	4116020371	500	1320	46,2	5,5+5,5	4+4	1100	400/3/50	11	2030 x 670 x 1400	325
PRO B6000 500 T7,5	4116020375	500	1654	57,9	7,5+7,5	5,5+5,5	1400	400/3/50	11	2030 x 670 x 1400	387
PRO B6000 900 T7,5	4116020203	900	1654	57,9	7,5+7,5	5,5+5,5	1400	400/3/50	11	2070 x 800 x 1570	500
PRO B7000 500 T7,5	4116020987	500	2046	71,6	7,5+7,5	5,5+5,5	1100	400/3/50	11	2030 x 670 x 1400	425
PRO B7000 900 T10	4116020810	900	2420	84,7	10+10	7,5+7,5	1400	400/3/50	11	2070 x 800 x 1570	538



# 15 bar PRO range

## Two stage high pressure belt driven compressors

**Suitable for high pressure applications.**

When the standard pressure is not sufficient, in most cases the 15 bar will be the solution. This range comes with specially approved high pressure components such as the vessel to guarantee safe and efficient use.

### Applications




### Performance

15 bar operating pressure

### Durability

Tested and approved for heavy duty high pressure




### Safety

High pressure approved vessel

## PRO B7000 500 FT 10

10 hp, 500 litre, 15 bar

Model	Partnumber	L	l/min	CFM	HP	kW	rpm	Volt	Bar	L x W xH (mm)	Kg
PRO B6000 500 FT7,5 15 bar	4116020249	500	570	20,0	7,5	5,5	1000	400/3/50 YD	15	2030 x 670 x 1400	290
PRO B7000 500 FT10 15 bar	4116020860	500	930	32,6	10	7,5	1000	400/3/50 YD	15	2030 x 670 x 1400	305




# Baseplate compressors

## Two stage belt driven compressors baseplate

**Small and compact.**

This range has been designed and released for those having less space or building their own installation with a separate air vessel. All baseplates are equipped with the well known pumps and high performance motors to suit many different applications.

### Applications



### Performance

Known and proven technology



### Connectivity

Easy installation and connection to your network or installation

### Compactness

Small and compact design

## B7000/BF10T

10 hp

Model	Partnumber	l/min	CFM	HP	kW	rpm	Volt	Bar	L x W xH (mm)	Kg
B5900B BF5,5	4116000133	653	22,9	5,5	4	1400	400/3/50	11	1100 x 590 x 800	90
B6000 BF7,5	4116000103	827	28,9	7,5	5,5	1400	400/3/50	11	1100 x 590 x 800	120
B7000 BF10	4116000013	1210	42,4	10	7,5	1300	400/3/50	11	1100 x 640 x 800	135
B8900 BF15	4116000018	2013	70,5	15	11	800	400/3/50 YD	11	1600 x 720 x 1000	338
B8900 BF20	4116000016	2400	84,0	20	15	950	400/3/50 YD	11	1600 x 720 x 1000	350



# The world of ABAC



Original parts.  
Your quality assurance.

Your Authorized Distributor

0200966669

The 'original part' identification confirms that these components passed our strict test criteria. All parts are designed to match the compressor and are approved for use on the specified compressor. They have been thoroughly tested to obtain the highest level of protection, extending the compressors' lifetime and keeping the cost of ownership to an absolute minimum. No compromises are made on reliability. The use of 'original part' certified quality components helps ensure reliable operation and will not impact the validity of your warranty, unlike other parts. Look for your quality assurance.



[www.abacaircompressors.com](http://www.abacaircompressors.com)

Compressed air at your service