

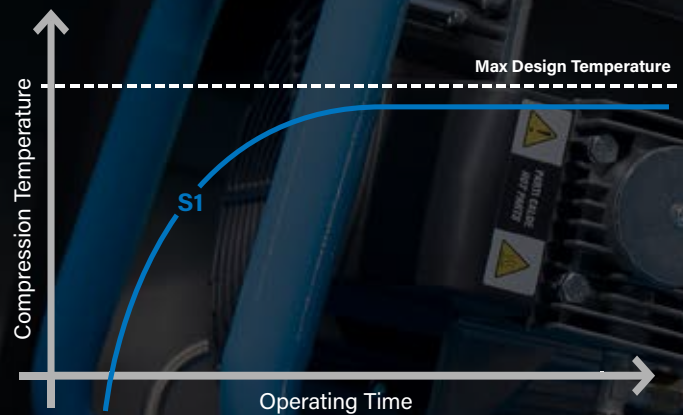
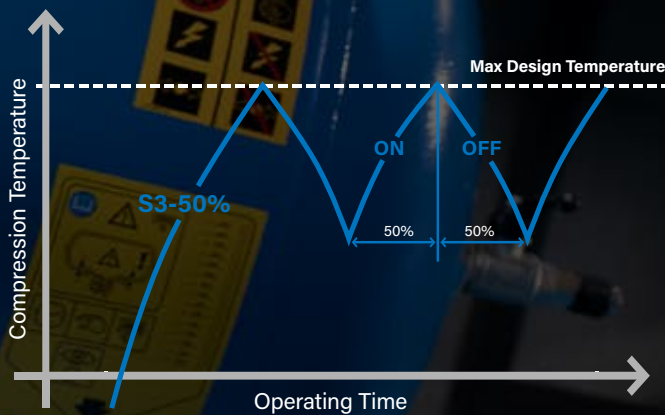
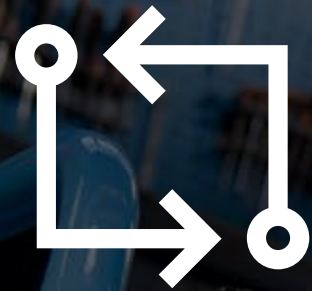


100% DUTY CYCLE

Powered by piston, innovated for industrial

100% DUTY CYCLE

The ABAC Tech compressor range of air compressors has been developed to maximise efficiency and minimise downtime in your workplace by providing air on demand, whenever you need it.



What is a 'duty cycle'?

Air compressor duty cycles are easy to understand but often difficult to read because there are no universal characters to represent these values among compressor manufacturers.

Simply put, an air compressor duty cycle is the amount of time a compressor will deliver pressurised air within a total cycle time. If listed as a percentage, you can simply take the number of seconds or minutes the figure represents and subtract that from the total cycle time.

When listed as a percentage, the duty cycle is equal to the compressor's run time divided by the total cycle time. So, this percentage equates to the amount of time you can keep the compressor on, plus the corresponding cool-down duration.

For example, a compressor with a 50% duty cycle will need 30 minutes off for every 30 minutes on.

In general, the duty cycle formula often used for calculation is expressed as **Compressor time on / (time on + time off) = Duty Cycle percentage.**

Continuous duty cycles

Continuous duty cycles provide constant power to machinery and tools without any downtime, which improves productivity. Particularly in manufacturing environments, this is a major benefit. However, in some industries, air compressors with intermittent duty cycles are sufficient, as air is not needed continuously. It all depends on the application and size of the tools being used and our experts can advise on the most suitable products.

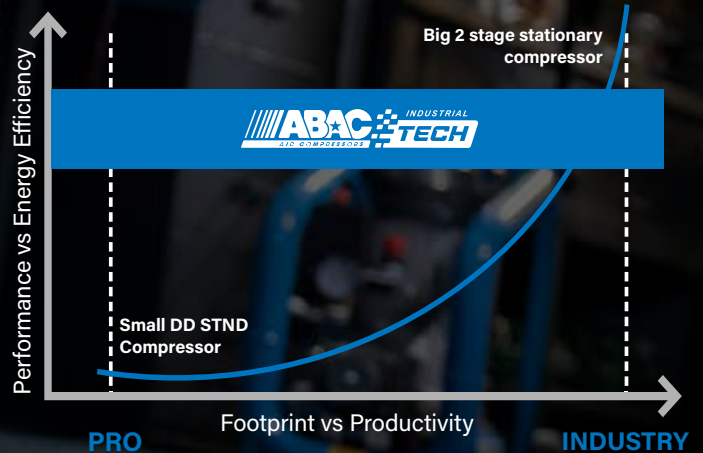


How often should an air compressor cycle?

The number of times an air compressor cycles significantly impacts the air compression system's efficiency. Allowing a compressor to cycle more often than the recommended duty cycle can cause it to wear out faster.

Two main methods of increasing cycle time to deliver more air without affecting efficiency or increasing component wear:

- Increasing the tank size
- Widening the pressure band



Introducing the ABAC Tech ATF-S for PRO Users

Whatever your profession, our **PRO** User range of air compressors is designed to deliver performance, efficiency and reliability to your business. The innovative, patented technology ensures a smooth start-up and low motor loads, delivering powerful and uninterrupted compressed air, which saves you time and money.

The ATF-S delivers market-leading reliability and performance. This new range features oil free single cast double pistons, sliding along the single axis inside ceramic-coated aluminium cylinder, which reduces wear and increases durability.


Traditional movement



AXIAL movement



- 1** 62mm ball bearing. Max temp. 200°C.
Max dynamic load 22.5kN
- 2** Double PTFE guide rings (14+14mm)
- 3** Roller bearing. Max temp 200°C.
Max dynamic load 28kN
- 4** Enlarged con-rod for non-stop operation at 10 Bar
- 5** Improved piston head for higher efficiency



ABAC Tech Pro ATF-S

ATF-S 3

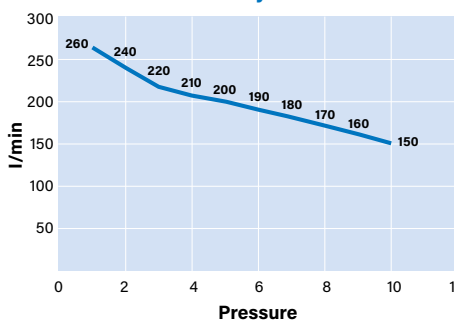


ATF-S 4

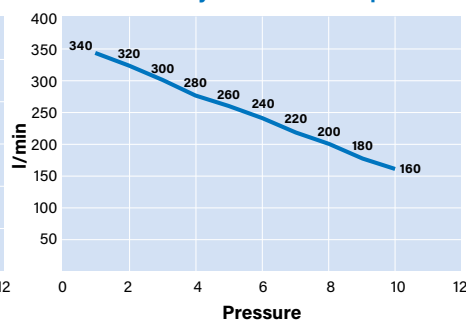


	ATF-S 3		ATF-S 4	
V-Hz	230/1/50	400/3/50	230/1/50	400/3/50
Air-end type	Oil free piston	Oil free piston	Oil free piston	Oil free piston
Construction	Industrial	Industrial	Industrial	Industrial
kW (hp)	2.2 (3.00)	2.2 (3.00)	3.2 (4.30)	3.2 (4.30)
RPM	1400	1400	1400	1400
Cylinders	2	2	4	4
Air intake, L/min	330	330	430	480
FAD L/min (@5Bars)	200	200	260	310
Max pressure (Bar)	10	10	10	10
Noise dB(A)	68	68	72	74
Duty cycle	S1 100%(*)	S1 100%(*)	S1 100%(*)	S1 100%(*)
Maintenance Overhaul	3000hrs	3000hrs	3000hrs	3000hrs
Dimensions (LxWxH) cm	44 x 39 x 24		67 x 39 x 24	
Weight Kg	24		47	

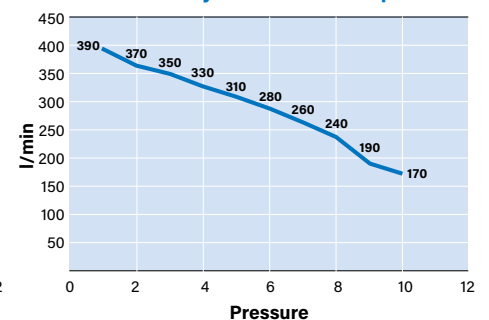
Air Delivery / ATF-S 3



Air Delivery / ATF-S 4 Monophase



Air Delivery / ATF-S 4 Three phase




(*) The duty cycle is generally calculated by dividing the compressor run time by the full cycle time. This formula is almost always expressed as compressor run time / (run time + rest time) = duty cycle percentage.

In few words: the "Duty Cycle" is the amount of time a compressor is providing consistent pressure and flow

Compressor package


SILENT

Providing a better quality of work environment with very low sound levels of 68-72 dB that safeguards user wellbeing and reduces pipework for point of use operation.




OIL FREE

With zero risk of contamination and virtually maintenance free, save money on consumables and move the compressor anywhere without a problem.



COMPACT

Easy to transport and suitable for any workplace, this powerful but small unit is practical and user friendly with quick set up.





ABAC
AIR COMPRESSORS

ABAC INDUSTRIAL
AIR COMPRESSORS **TECH**

OIL FREE

SAFETY
READ INSTRUCTIONS

SAFETY
READ INSTRUCTIONS

Industrial pump technology



- 1** Stainless steel disk valve design and cylinders with low tolerance finishing ensures extremely low clearance, minimised friction and higher free air delivery.
- 2** Heavy-duty crankshaft ball bearings, sealed for life.
- 3** **Industrial unloader valve:**
 - Designed to withstand extreme conditions and high working pressures.
 - Reduces starting torque for a longer motor lifetime and reduced energy consumption.
- 4** Oil separator on the carter ventilating line reduces oil consumption.
- 5** High-efficiency inlet air filter with large filtration surface.
- 6** Die-cast aluminium crankcase and finned cylinder heads with high cooling characteristics, for long lifetime and efficient operation.

Continuous operation

Delivering 100% duty cycle with uninterrupted air on demand, ABAC Tech industrial compressors add value to your business by minimising the risk of equipment downtime and reducing maintenance costs

Robust design

Designed to withstand extreme conditions and high working pressures

Low operating costs

Simple maintenance thanks to easily accessible parts with long maintenance intervals and service kits available

Energy savings

Direct drive transmission allows major energy savings compared to belt-driven compressors

Reliability

High quality materials for premium performance and long-life

Quality air

Aluminium V-type pump heats up fast enough to vaporise any condensate, extending the lifetime of your equipment



ABAC Tech ATL

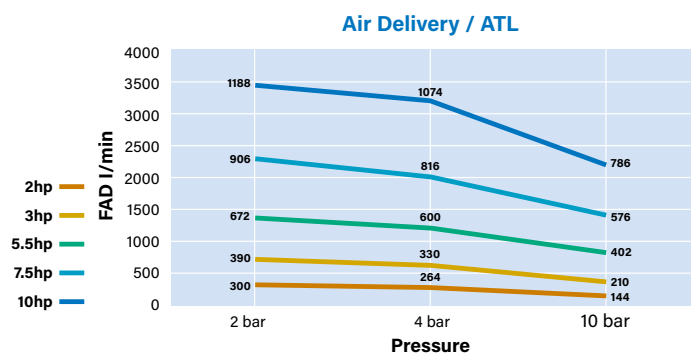
Oil lubricated industrial piston compressor range has been designed specifically to support small industrial applications requiring powerful, reliable air.



- Oil lubricated technology
- Single stage up to 10 Bar
- ATL generates high quality air at the lowest operating temperatures in the industry with minimal oil carry over

	ATL 2hp	ATL 3hp	ATL 5.5hp	ATL 7.5hp	ATL 10hp
V-Hz	400/3/50	400/3/50	400/3/50	400/3/50	400/3/50
Air-end type	Oil lubricated	Oil lubricated	Oil lubricated	Oil lubricated	Oil lubricated
Construction	Industrial	Industrial	Industrial	Industrial	Industrial
kW (hp)	1.5 (2)	2.2 (3)	4 (5.5)	5.5 (7.5)	7.5 (10)
RPM	1500	1500	1500	1500	1500
Cylinders	2	2	2	2	2
Air intake, L/min	408	504	918	1146	1560
FAD L/min (@7Bar)	204	264	504	702	942
Max pressure (Bar)	10	10	10	10	10
Noise db(A)	78	79	79	80	81
Duty cycle	S1 100%	S1 100%	S1 100%	S1 100%	S1 100%
Dimensions (LxWxH) mm	686x530x547	686x530x547	686x530x547	860x591x625	860x591x625
Weight Kg	45	49	51	90	102

Unit performance measured according to ISO 1217, Annex C, latest edition.
Noise level measured according to ISO 2151 2004





ABAC Tech ATF

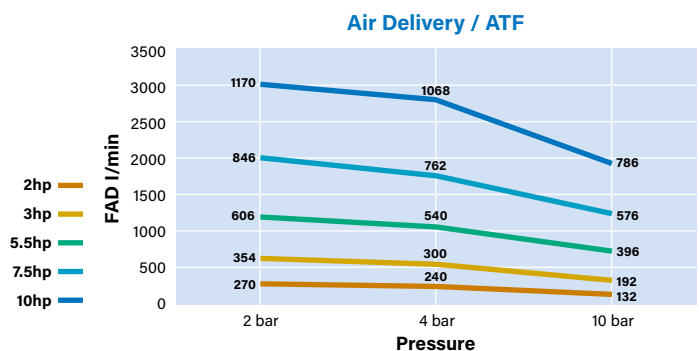
ATF compressors deliver clean air, which is free of any contamination, thereby avoiding damage to downstream equipment.



- Oil free technology
- Single stage up to 10 Bar
- Proven design with nickel plated aluminium cylinders ensures high durability as pistons are coated with Teflon, to allow lowest friction.

	ATF 2	ATF 3	ATF 5.5	ATF 7.5	ATF 10
V-Hz	400/3/50	400/3/50	400/3/50	400/3/50	400/3/50
Air-end type	Oil free	Oil free	Oil free	Oil free	Oil free
Construction	Industrial	Industrial	Industrial	Industrial	Industrial
kW (hp)	1.5 (2)	2.2 (3)	4 (5.5)	5.5 (7.5)	7.5 (10)
RPM	1500	1500	1500	1500	1500
Cylinders	2	2	2	2	2
Air intake, L/min	408	504	918	1146	1470
FAD L/min (@7Bar)	186	240	492	660	930
Max pressure (Bar)	10	10	10	10	10
Noise db(A)	82	83	83	84	86
Duty cycle	S1 100%	S1 100%	S1 100%	S1 100%	S1 100%
Dimensions (LxWxH) mm	686x530x547	686x530x547	686x530x547	860x591x625	860x591x625
Weight Kg	45	49	90	90	105

Unit performance measured according to ISO 1217, Annex C, latest edition.
Noise level measured according to ISO 2151 2004





ABAC Tech ATH

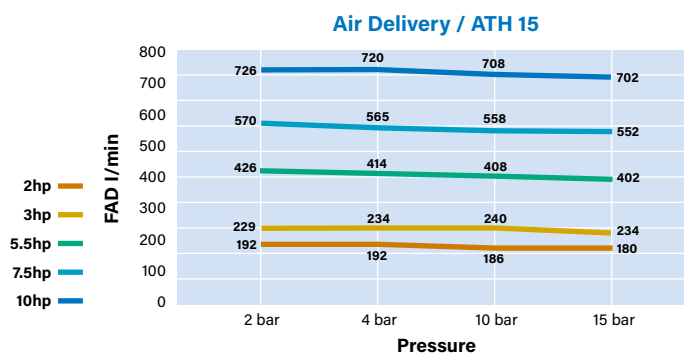
ATH industrial pistons are designed for pressures of 15, 20 or 30 Bar. Perfect for more demanding applications where continuous high-pressure air is essential. Built for the most challenging work environments.



- Oil lubricated aluminium pistons
- Double stage compression for higher pressure up to 30 Bar.
- Higher power capacity up to 20hp.
- Proven design and quality materials deliver premium operation and an extra long life.

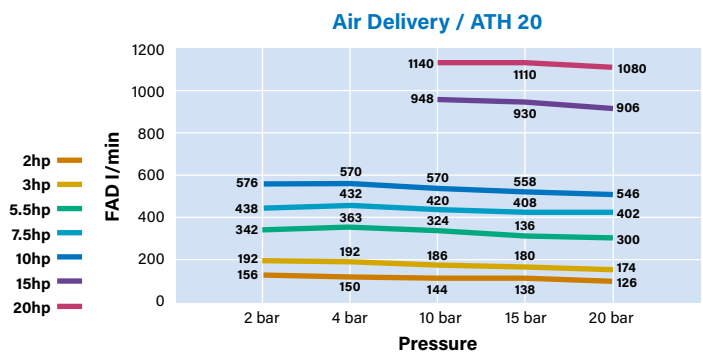
	ATH 15 - 2	ATH 15 - 3	ATH 15 - 5.5	ATH 15 - 7.5	ATH 15 - 10
V-Hz	400/3/50	400/3/50	400/3/50	400/3/50	400/3/50
Air-end type	Oil lubricated	Oil lubricated	Oil lubricated	Oil lubricated	Oil lubricated
Construction	Industrial	Industrial	Industrial	Industrial	Industrial
kW (hp)	1.5 (2)	2.2 (3)	4 (5.5)	5.5 (7.5)	7.5 (10)
RPM	1500	1500	1500	1500	1500
Cylinders	2	2	2	2	2
Air intake, L/min	252	318	570	780	1002
FAD L/min (@15Bar)	180	234	402	552	702
Max pressure (Bar)	15	15	15	15	15
Noise db(A)	78	79	79	80	81
Duty cycle	S1 100%	S1 100%	S1 100%	S1 100%	S1 100%
Dimensions (LxWxH) mm	686x533x507	686x533x507	686x533x507	860x606x600	932x606x600
Weight Kg	45	49	90	90	102

Unit performance measured according to ISO 1217, Annex C, latest edition.
Noise level measured according to ISO 2151 2004



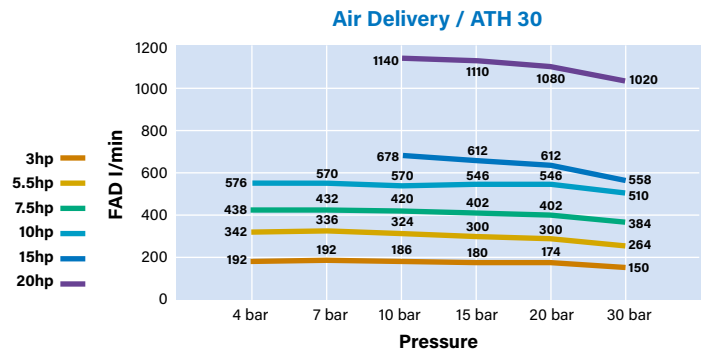
	ATH 20 - 2	ATH 20 - 3	ATH 20 - 5.5	ATH 20 - 7.5	ATH 20 - 10	ATH 20 - 15	ATH 20 - 20
V-Hz	400/3/50	400/3/50	400/3/50	400/3/50	400/3/50	400/3/50	400/3/50
Air-end type	Oil lubricated	Oil lubricated	Oil lubricated	Oil lubricated	Oil lubricated	Oil lubricated	Oil lubricated
Construction	Industrial	Industrial	Industrial	Industrial	Industrial	Industrial	Industrial
kW (hp)	1.5 (2)	2.2 (3)	4 (5.5)	5.5 (7.5)	7.5 (10)	11 (15)	15(20)
RPM	1500	1500	1500	1500	1500	1500	1500
Cylinders	2	2	2	2	2	2	2
Air intake, L/min	204	252	456	570	780	1392	1716
FAD L/min (@20Bar)	126	174	300	402	546	906	1080
Max pressure (Bar)	20	20	20	20	20	20	20
Noise db(A)	78	79	79	80	81	86	86
Duty cycle	S1 100%	S1 100%	S1 100%	S1 100%	S1 100%	S1 100%	S1 100%
Dimensions (LxWxH) mm	686x533x507	686x533x507	686x533x507	860x606x600	932x606x600	1053x682x675	1103x713x675
Weight Kg	45	49	51	90	102	194	250


Unit performance measured according to ISO 1217, Annex C, latest edition.
 Noise level measured according to ISO 2151 2004



	ATH 30 - 3	ATH 30 - 5.5	ATH 30 - 7.5	ATH 30 - 10	ATH 30 - 15	ATH 30 - 20
V-Hz	400/3/50	400/3/50	400/3/50	400/3/50	400/3/50	400/3/50
Air-end type	Oil lubricated	Oil lubricated	Oil lubricated	Oil lubricated	Oil lubricated	Oil lubricated
Construction	Industrial	Industrial	Industrial	Industrial	Industrial	Industrial
kW (hp)	2.2 (3)	4 (5.5)	5.5 (7.5)	7.5 (10)	11 (15)	15 (20)
RPM	1500	1500	1500	1500	1500	1500
Cylinders	2	2	2	2	2	2
Air intake, L/min	252	456	570	780	996	1710
FAD L/min (@30Bar)	150	264	384	510	558	1020
Max pressure (Bar)	30	30	30	30	30	30
Noise db(A)	79	79	80	81	85	86
Duty cycle	S1 100%	S1 100%	S1 100%	S1 100%	S1 100%	S1 100%
Dimensions (LxWxH) mm	686x533x507	686x533x507	860x606x600	860x606x600	1053x720x675	1103x720x675
Weight Kg	49	51	90	102	165	194

Unit performance measured according to ISO 1217, Annex C, latest edition.
 Noise level measured according to ISO 2151 2004





Power pack



Base mounted



Tank mounted



Full feature



4 factory options:

Silencing hood

Metal hood with noise insulating foam

Timer condensate drain

Automatic condensate drain on the tank

Oil level switch

Sensor in crankcase measures oil level

Low duty cycle

Additional device (solenoid valve with silencer and relay) on aftercooler line to blow off the line, drain condensate and run unit for 60 seconds without load

Applications

Construction (PRO & INDUSTRIAL)

The construction sector needs air compressors for a range of pneumatic tools and equipment. Variable flow streams are required for jackhammers, nail guns, drills, handling, compactors and lifting operations, for example.



Manufacturing (INDUSTRIAL)

From plastics and metal fabrication to food, beverage, and pharmaceutical packaging, high tech compressors not only enhance manufacturing productivity, they provide contaminant-free and tightly sealed products, where safety is mandatory. OIL FREE compressors ensure a 100% clean seal while also powering conveyor belts, sprayers, and presses.



Agriculture (PRO & INDUSTRIAL)

Machinery used in arable and livestock farming and commercial greenhouses all depend on reliable, clean air. From dairy farms to irrigation systems, compressed air is essential to the safe and efficient operation of agricultural businesses. From tractor-mounted equipment such as crop sprayers, as well as pumps and crop conveyors, compressed air powers a variety of heavy and expensive machinery.



Rail (PRO & INDUSTRIAL)

High tech compressors are integral to the safe and effective operation of air braking systems, suspension and automatic doors for underground and overground rolling stock, that need powerful and reliable compressed air. Without it, locomotives and subway systems across the world would not be able to function.



Applications

Automotive (PRO & INDUSTRIAL)

Compressed air is fundamental not only to the manufacture of vehicles but also in aftermarket garages and body repair workshops. From applications such as tyre inflation, spray painting and cleaning, every automotive business will utilise compressed air in some capacity, to ensure safe, speedy and high quality results.



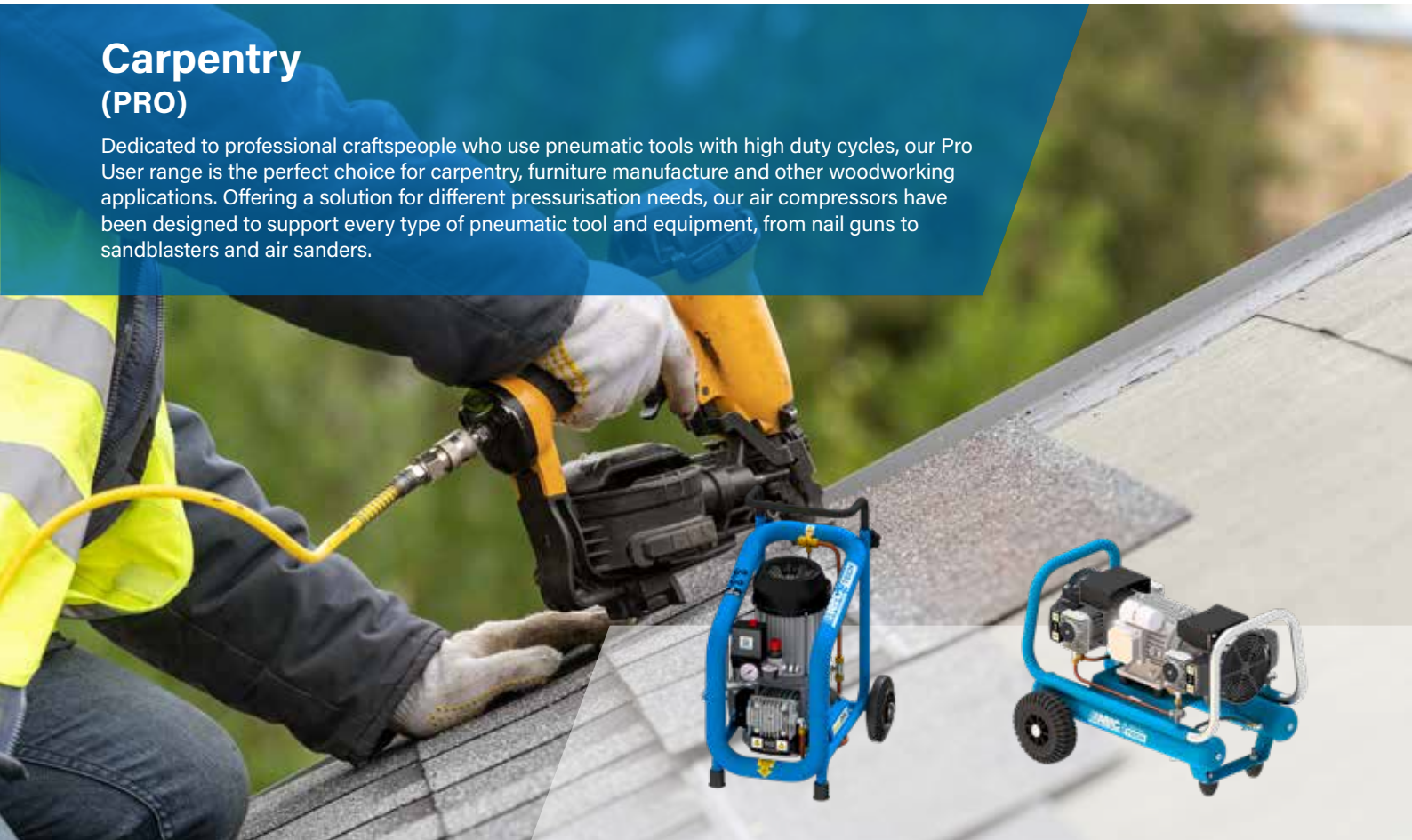
Dry Cleaning (INDUSTRIAL)

Energy-efficient air compressors can save commercial dry cleaners up to 25 per cent on their utility consumption and operating costs. Accommodating a range of sizes and pressure bands, these air compressors can de-wrinkle, press clothes, spot treat and recover solvents from the most delicate materials that some washing machinery cannot handle.



Carpentry (PRO)

Dedicated to professional craftspeople who use pneumatic tools with high duty cycles, our Pro User range is the perfect choice for carpentry, furniture manufacture and other woodworking applications. Offering a solution for different pressurisation needs, our air compressors have been designed to support every type of pneumatic tool and equipment, from nail guns to sandblasters and air sanders.



Pressure Washing (PRO & INDUSTRIAL)

Fast, user-friendly and labour-saving, industrial and domestic pressure washers are perfect for cleaning vehicles, buildings, pavements, decking, patios and fencing in a commercial and residential environment. From 300-litre industrial units to home power washers, compressed air pressure washers make these jobs as easy as pressing the "on" button. OIL FREE units are strongly preferred to ensure clean air delivery.



Applications

Pharmaceutical (INDUSTRIAL)

The pharmaceutical industry requires an extremely high standard of cleanliness and accuracy when it comes to equipment. Air compressors are essential for operations such as product movement on conveyor systems, coating applications on pharmaceuticals, pressure maintenance in mixing and holding tanks, and bottling or packaging products. By ensuring that their air compressors remain oil-free and dry at all times, the industry can be assured that they are using the most accurate and efficient tools available.



Energy Exploration (INDUSTRIAL)

In order to minimize repair and maintenance costs during energy exploration, it is essential that operations implement the most reliable power source. This is especially needed in onshore and offshore sites and where turbulent seas or other uncontrollable conditions can affect the equipment. An air compressor is the ideal choice for this situation since it can insert and withdraw reactor rods, controlling valves in steam and coolant circuits from a distance, and powering ventilation systems for boiler houses.



CAD/CAM for Medical Segment (PRO)

CAD/CAM technology has revolutionized the therapeutic solutions across fields such as dental repair and prosthesis, implantology, oral surgery, and orthodontics. The majority of machines making use of this technology are installed in laboratories or small offices where space is limited; thus the need for compressed air systems that operate with low pressure and flow, yet are low noise and oil-free. This is why ABAC TECH could be an ideal partner.



Sandblasting (PRO & INDUSTRIAL)

Is the operation of forcibly propelling a stream of abrasive material against a surface under high pressure. Compressed air is used to propel the blasting material (often called the media). Blast facilities come in many sizes, some of which are big enough to accommodate very large or uniquely shaped objects. Equipped with a material recycling or media reclamation system to collect abrasive blasting media so it can be used again; these can be automated by a pneumatic system installed in the floor of the blast room.



ABAC Air Compressors srl

VIA CRISTOFORO COLOMBO, 3 – 10070 ROBASSOMERO (TO) ITALY

TEL. +39 011 9246415-421

WEB. www.abacaircompressors.com

©ABAC 2023

THE CONTENTS OF THIS PUBLICATION ARE THE COPYRIGHT OF THE PUBLISHER AND MAY NOT BE REPRODUCED (EVEN EXTRACTS) UNLESS PRIOR WRITTEN PERMISSION IS GRANTED. EVERY CARE HAS BEEN TAKEN TO ENSURE THE ACCURACY OF THE INFORMATION CONTAINED IN THIS PUBLICATION BUT NO LIABILITY CAN BE ACCEPTED FOR ANY LOSS OR DAMAGE WHETHER DIRECT, INDIRECT OR CONSEQUENTIAL ARISING OUT OF THE USE OF THE INFORMATION CONTAINED HEREIN.

CERTAIN IMAGE(S) USED UNDER LICENSE FROM SHUTTERSTOCK.COM.

